



THE MOST DEPENDABLE SOLAR BRAND



EAGLE 60HM G2

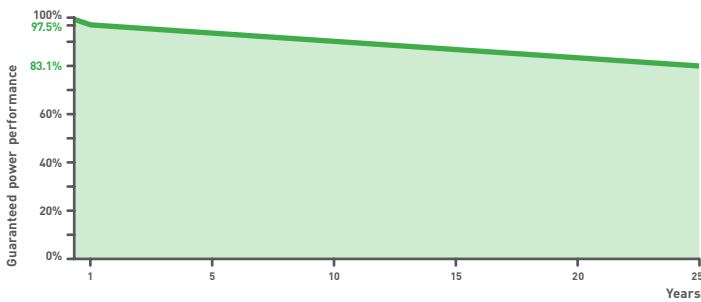
310-330 WATT • HALF CELL MONO PERC MODULE

Positive power tolerance of 0~+3%

- NYSE-listed since 2010, Bloomberg Tier 1 manufacturer
- Best-selling panel globally for last 4 years
- Top performance in the strictest 3rd party labs
- 99.9% on-time delivery to the installer
- Automated manufacturing utilizing artificial intelligence
- Vertically integrated, tight controls on quality
- Premium solar assembly in USA and Malaysia

LINEAR PERFORMANCE WARRANTY

25-Year Performance Warranty



KEY FEATURES



Diamond Half Cell Technology

World-record breaking efficient mono PERC half cut solar cells deliver high power in a small footprint.



Designed for Long Life

Uses the same DuPont protective film as the Space Station, Mars Lander, and jetliners. 25-year warranty.



Shade Tolerant

Twin array design allows continued performance even with shading by trees or debris.



Power Boost in Cloudy Conditions

A special film diffuses light, boosting performance even without direct sunlight.



Protected Against All Environments

Certified to withstand humidity, heat, rain, marine environments, wind, hailstorms, and packed snow.

Nomenclature:

Code	Cell	Code	Backsheet	Code	Cell
JKM330M	-60HBL				
Code	Full	Code	White	Code	Normal
null	Half	null	Black	null	Diamond



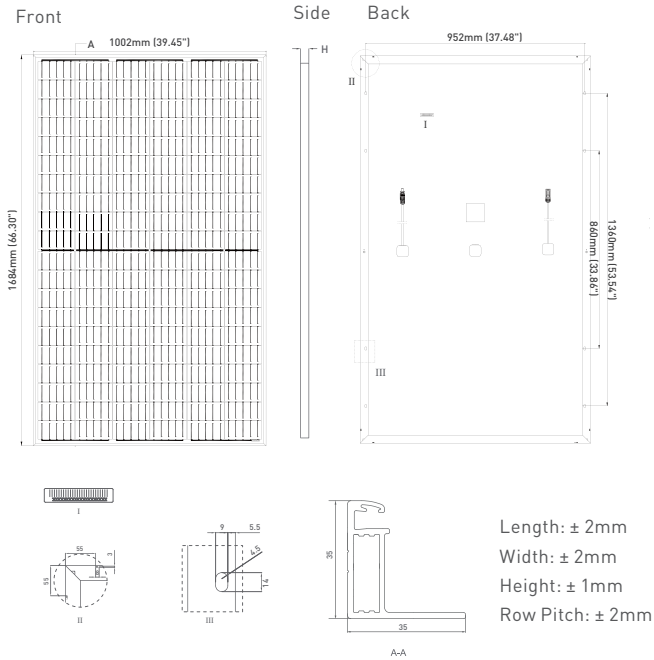
- ISO9001:2008 Quality Standards
- ISO14001:2004 Environmental Standards
- IEC61215, IEC61730 certified products

- OHSAS18001 Occupational Health & Safety Standards
- UL1703 certified products

BUILDING YOUR TRUST IN SOLAR. JINKOSOLAR.US



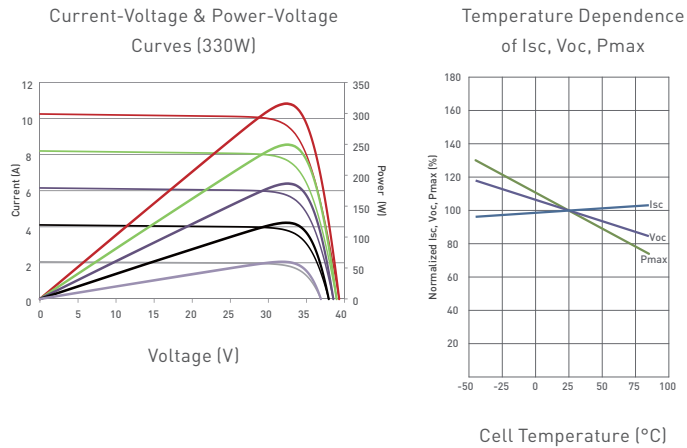
ENGINEERING DRAWINGS



MECHANICAL CHARACTERISTICS

Cells	Mono PERC Diamond Cell (158.75x158.75mm)
No. of Half Cells	120 (2x60)
Dimensions	1684x1002x35mm (66.30x39.45x1.38in)
Weight	19.0kg (41.9lbs)
Front Glass	3.2mm, Anti-Reflection Coating High Transmission, Low Iron, Tempered Glass
Frame	Anodized Aluminum Alloy
Junction Box	IP67 Rated
Output Cables	12 AWG, 1825mm (71.85in) or Customized Length
Connector	MC4
Fire Type	Type 1
Pressure Rating	5400Pa (Snow) & 2400Pa (Wind)

ELECTRICAL PERFORMANCE & TEMPERATURE DEPENDENCE



TEMPERATURE CHARACTERISTICS

Temperature Coefficients of Pmax	-0.36%/°C
Temperature Coefficients of Voc	-0.28%/°C
Temperature Coefficients of Isc	0.048%/°C
Nominal Operating Cell Temperature (NOCT)	45±2°C

MAXIMUM RATINGS

Operating Temperature (°C)	-40°C~+85°C
Maximum System Voltage	1000VDC
Maximum Series Fuse Rating	20A

PACKAGING CONFIGURATION

(Two pallets = One stack)
31pcs/pallet, 62pcs/stack, 806pcs/40'HQ Container

ELECTRICAL CHARACTERISTICS

Module Type	JKM310M-60HBL		JKM315M-60HBL		JKM320M-60HBL		JKM325M-60HBL		JKM330M-60HBL	
	STC	NOCT	STC	NOCT	STC	NOCT	STC	NOCT	STC	NOCT
Maximum Power (Pmax)	310Wp	231Wp	315Wp	235Wp	320Wp	239Wp	325Wp	242Wp	330Wp	246Wp
Maximum Power Voltage (Vmp)	33.0V	31.0V	33.2V	31.2V	33.4V	31.4V	33.6V	31.6V	33.8V	31.8V
Maximum Power Current (Imp)	9.40A	7.49A	9.49A	7.56A	9.59A	7.62A	9.68A	7.66A	9.77A	7.74A
Open-circuit Voltage (Voc)	40.5V	37.4V	40.7V	37.6V	40.9V	37.8V	41.1V	38.0V	41.3V	38.2V
Short-circuit Current (Isc)	9.92A	8.20A	10.04A	8.33A	10.15A	8.44A	10.20A	8.54A	10.31A	8.65A
Module Efficiency STC (%)	18.37%		18.67%		18.96%		19.26%		19.56%	

*STC: ☀ Irradiance 1000W/m²
NOCT: ☀ Irradiance 800W/m²

🌡 Cell Temperature 25°C
🌡 Ambient Temperature 20°C

☁ AM = 1.5
☁ AM = 1.5
🌀 Wind Speed 1m/s

*Power measurement tolerance: ±3%

The company reserves the final right for explanation on any of the information presented hereby. JKM310-330M-60HL-A2.1-US

BUILDING YOUR TRUST IN SOLAR. JINKOSOLAR.US

Jinko Solar